



Kährs®

WOOD FLOORING
DESIGN AND INSPIRATION GUIDE

A PASSION FOR PERFECTION

Few other design features can define or coordinate a home as well as a carefully chosen floor, which has the power to lift any interior. Our passion for wood floors is manifested in the outstanding design, technical performance, and high quality of our floors. We constantly explore new ways of perfecting – striving for the best, most beautiful, and sustainable wood floors in the world.


COVER: OAK SUN



GHOST



SHORE



BISCOTTI



CRAYON

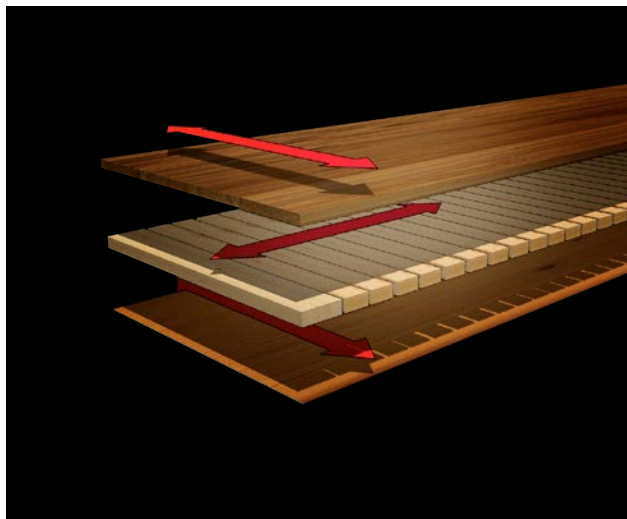
WHY KÄHRS ENGINEERED WOOD FLOORING?



We have more than 160 years of experience working with wood. A large part of our wood floors is produced in Sweden and we are proud to say that all of the Swedish floors are climate-positive. Today we have more than 180 Nordic Swan Eco-labelled floors.

We also have a broad assortment of wood floors for all preferences. Regardless of colour, design, format, or surface treatment, we are convinced you'll find something you'll love. We use the best lacquer system available on

the market, on all our wood floors. This is to ensure an optimal balance between durable properties and the beautiful, natural look only found in a real wood floor. Our Woodloc® 5S click system ensures a quick and easy installation, and the multilayer construction – our invention – makes the floor climate stable throughout the year. Quality is close to our hearts, so we offer a long warranty on all our floors because we are so confident in their performance. This is our promise – Floors beyond expectations.



BEST CLIMATE STABILITY

The multi-layered engineered flooring board, originally invented by Kährs, ensures that the floor stays stable throughout climate variation. The natural and long-lasting beauty, combined with its user-friendly properties and ease of installation, has made this type of wood flooring the most preferred choice globally.



REFINED SURFACES

We offer many types of surface treatments that both enhance and protect the natural beauty of the wood. All our surface treatments are naturally free from solvents, formaldehyde, and isocyanate. The lacquer also makes the floor easy to clean and maintain.



WIDE RANGE OF COLOURS

Our wood floors come in many different wood species, sizes, patterns, and lacquers that provide endless variations and looks. Brushed, hand-scraped, bevelled, silky smooth or matt – each Kährs plank is individually treated, according to its own unique composition of knots and graining and the look we want to achieve.



FAST & SAFE INSTALLATION

Kährs offers three different joint systems depending on board construction. In 2009, Kährs launched Woodloc® 5S – the evolution of the market-leading Woodloc® system, with which Kährs revolutionised the flooring industry.



UNDERFLOOR HEATING

All Kährs floors, except Beech and Hard Maple floors, are suitable for use with underfloor heating. When properly installed, you will achieve a beautiful and long-lasting wood floor with the increased comfort of underfoot warmth.



COMPLETE SYSTEM

We offer a complete system of flooring essentials, designed to ensure quality in every detail of the floor, ranging from installation products to maintenance and repair products as well as colour matched skirting and mouldings.

BEAUTY WITH A CONSCIENCE

When choosing a wood floor, you also make a great environmental choice, both for your indoor environment and for our planet. Kährs' inventions have radically changed the wood flooring industry globally, while also contributing to sustainable development.

We ensure that our operations are conducted sustainably and responsibly – by replanting forests and showing consideration for the environment in every step of our processes – and inspire others to do the same.



DESIGNED BY NATURE

Thanks to the natural, cellular structure of wood, hardwood floors keep your feet cosy on chilly days and comfortably cool on warm days. Wood was designed by nature to be a great insulator with thousands of air chambers per cubic inch. In fact, wood offers seven times better insulation than ceramic tiles and is much warmer than plastic laminate or thin vinyl floors. Naturally.

CLIMATE POSITIVE WOODEN FLOORS

Many architects and designers claim that wood is the building material of the future. There are many reasons for this. The most important, of course, is that it is more environmentally friendly than most other building materials. Wood is a material with the amazing ability to store carbon dioxide. Most of our wood floors are climate-positive, meaning that choosing a wood floor is not only a good thing for yourself, but also for our planet.



THE NORDIC SWAN

The Nordic Swan Ecolabel is one of the most comprehensive and rigorous product certifications in the world. The Nordic Swan Ecolabel criteria includes the restriction of environmentally hazardous chemicals and emissions to air, water and land, plus requirements around energy and resource use and waste management. The label also places demands on good quality and function. Kährs is today proud to have more than 180 Nordic Swan Ecolabelled floors.

A GROWING RESOURCE

Kährs works in close cooperation with forestry officials and NGO's towards a sustainable forest supply, for both today and for future generations. In Sweden – where we purchase most of our raw material – the forests are more than 60% larger in standing volume than 100 years ago.

HOW TO CHOOSE A FLOOR

Our best advice when it comes to choosing a wood floor? Go with your heart. However, there are some important aspects to consider in the selection process, and to help, we have compiled a short checklist to guide you. The best thing to do is to visit one of our retailers, as nothing beats seeing and feeling our floors to get a true grasp of their design features.

LACQUER OR OIL?

In general, a lacquered surface reflects the light more than an oiled one. An exception to this rule is wood treated with our ultra matt lacquer – which makes the floor feel and look as if it was made from untreated, newly sawn timber.



EGGSHELL



● SATIN LACQUER

Our satin lacquer complements the wood's character by accentuating its natural structure. It also makes the floor more hardwearing and easier to clean. Our lacquer is one of the thinnest on the market and does not conceal the natural lustre of the wood.



● MATT LACQUER

The subtleness of our matt lacquer produces a bare wood look, as if the floor was left untreated, or treated with oil. The soft, natural surface is pleasant to walk barefoot on. Matt lacquer is as hardwearing and easy to maintain as our satin lacquer. A matt surface is more textured than a satin surface.



○ ULTRA MATT LACQUER

Wood treated with our ultra-matt lacquer feels and looks as if it was made from untreated, newly sawn timber, but with strong, yet silky and invisible shield against wear and tear. The ultra-matt surface is more textured than a matt surface.



✿ OIL

Kährs oil gives your floor a natural and beautiful look. Oil brings out the fine structure and grain of the wood and enhances its natural colour. Please note that floors should be oiled immediately after installation and then regularly maintained with Kährs Satin Oil.



DESIGN FOR ALL SENSES

The impression of the floor is made up of what you see, as well as what you feel. Many of our floor designs include surfaces that have been handscraped and/or brushed to create a unique patina that speaks to several of your senses. The look can be further enhanced by planks with bevelled edges.



BRUSHING

Brushing the surface highlights the natural structure of the grain, and emphasizes the texture of the wood. Brushing effects vary, depending on the wood species.



STAINING

Staining further enhances the wood's natural colour tones. It also allows us to apply new colours, thus completely transforming the appearance of the wood. Kährs offers a wide range of stained options – from the palest white to rich charcoal shades.



SMOKED

This special process alters the colour and shade of each plank. There are two grades of smoked finish: a lightly smoked treatment and the darker, more dramatic, fully smoked treatment.



BEVELLING

A bevelled edge feature on a 1-strip floor gives a very distinct look, highlighting the shape of the plank. From microbeveling – a discreet reinforcement of the edges – to a more prominent beveling on both the long and the short sides.



HANDSCRAPING

By using different tools for manual wood scraping and sanding, we can give a new wood floor a worn appearance. A great amount of handcraft goes into each floor to achieve its rustic character.



NOUVEAU GRAY

INSTALL IN THE DIRECTION OF THE LIGHT

What type of light is there in the room? The size of the windows, the amount of natural light, artificial lighting sources, and the direction of the light all affect the perception of the floor. The general rule is to install the floor lengthwise towards the window. If the room is long and narrow with windows placed lengthwise, you will have to choose what you feel is more important to accentuate – the shape or light.



NOUVEAU BLONDE

CONSIDER THE SETTING

When installing a new floor, there are several features of the room that are important to consider. Installing your floor lengthwise will accentuate the shape of the room. Meanwhile, light floors coupled with light walls will enhance the sense of space, while a dark floor will ground the room. Dark floors combined with dark walls diminish the room – but can bring warmth and cosiness.

CLEAN OR RUSTIC?

Clean, calm and elegant – or rustic, rich in patina, knots and cracks? Kährs offers a selection of different gradings, each with a unique character. Grading depends on which part of the log is used when producing individual boards. We also use many types of surface treatments to create a wide diversity of styles.



CALM

These floors are produced from our cleanest boards, featuring a uniform appearance with small variations in grain. They may contain small knots.



VARIATION

The floors with this grading are characterized by subtle variations in colour, tone and pattern. They may contain small knots. Sapwood may occur



LIVELY

Lively floors feature dramatic graining, gnarls and knots. They boast greater colour variations and have a more lively, rustic character. Sapwood may occur



DYNAMIC

These floors are made from boards with knots and cracks that give them simultaneously a lively and dramatic, yet warm, character. They feature a variety of colour tones. Occasional sapwood.




EXPRESSIVE

If you want your floor to make a strong impression, choose an Expressive floor. These are made from boards with dramatic cracks and powerful knots and with a wide variety of colour tones. Occasional sapwood.



WHAT IS SAP WOOD?

The sap wood comes from the outer part of the log and is often in a lighter hue than the inner parts. It's a natural variation in the wood and a natural part of most of our wood floors.



SIZE MATTERS


The sense of space in a room is affected by the width and length of the planks, as well as the strip pattern of the floor. As a general rule, choose 1- or 2-strip floors for large rooms and 3-strip floors for smaller rooms. Wide and long planks may be best suited for a larger space.

DESIGN




1-STRIP PLANK

The surface layer of every plank floor board is sawn from a single piece of wood. The natural appearance of the wood, including knots, colour variations and grain, is reflected in this. However, for some of our plank floor collections, we have selected wood that offers little variation in colour and a minimum of knots. Kährs plank flooring is available in several different lengths and widths.



CHEVRON

The Chevron pattern is created through the impression of rectangular boards, cut at a 45 degree angle ensuring a "zig-zag" effect, where the boards are angled at the end to come together and form a perfect point. At Kährs we offer this pattern already laid out on full-boards. This ingenious construction of engineered pattern boards enables an easier and quicker installation – resulting in dramatic patterned flooring lending a dramatic effect to the interior.



HERRINGBONE

The attractive and time-less design of the Herringbone pattern is created by rectangular boards which are laid in an attractive zig-zag pattern, stacked on-top of each other to create a "point" giving a characteristic expression to a room.



DUTCH PATTERN

Based on a classic Dutch design, our „Palazzo“ wood flooring boards are arranged in a multi-strip formation, following a box repeat pattern. They have a unique repeating pattern with three short pieces running lengthwise separated by a perpendicular piece. The result is a vivid display of symmetry that brings any room to life.

CONSTRUCTION



3-LAYER FLOORING

Our 3-layer floors consist of a surface layer, core layer and backing. The core material is made from pine/spruce lamella. The total thickness of the floor is at least 13 mm. The surface layer can be re-sanded 3–4 times. Our 3-layer floors can be both installed floating on a level, solid surface such as concrete, particleboard or wood with suitable underlayer material, or with glued down installation. They are quickly and easily installed with the glueless Woodloc® system and are suitable for areas with light to moderate traffic.



2-LAYER FLOORING

The 2-layer floors consist of a surface layer and backing. The core material is made from pine/spruce lamella. The total thickness of the floor is 9–11 mm. The surface layer can be re-sanded 2 times. Our 2-layer floors are installed glued down with full surface bonding. They are suitable for areas with light to moderate traffic.

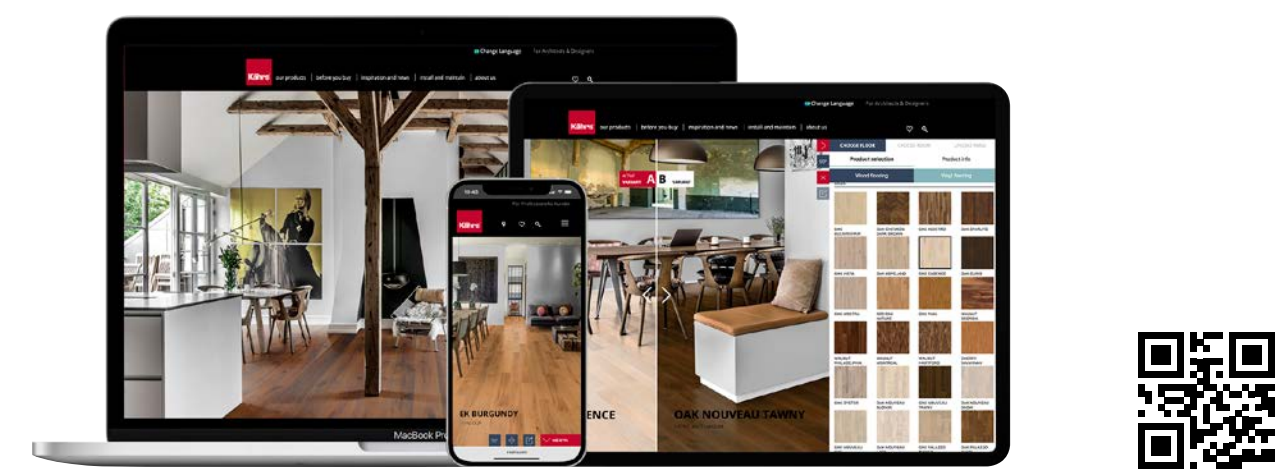


3-LAYER VENEER FLOORING


Our veneer flooring consists of three layers; surface, core and backing. The core is made from HDF and the surface from real wood. The total thickness is 7–10 mm, where 7 mm is not sandable. 10 mm has the added benefit of being sandable. The thin construction makes them perfect for renovation projects. The glueless Woodloc® joint installation system ensures fast and easy installation. Thanks to the thin construction, veneer floors are perfect for renovation since they go with existing thresholds and doors.

KÄHRS FLOOR PLANNER – THE IDEAL TOOL WHEN CHOOSING A FLOOR

We developed a digital floor planner to help you choose the right, and best looking floor for your home. It allows you to quickly and easily upload an image of your interior, and then simply browse around our broad portfolio of floors and try them out until you find your favourite. This technology enables you to get a real impression of what the floor will look like in your home.




A floor can truly change the interior of any home, and it's one of the most important interior elements. Choosing a new floor is a big decision and there are many things to take into account. Will it make the room appear smaller or larger, darker or lighter? The appearance, feel and colour are only a few points to consider. We have therefore developed the Kährs Floor Planner: A great tool that will help to ensure that you choose the right floor.



Once you have narrowed down your favourite floors to two options, the compare function is perfect. By using the compare function, you can easily compare between two different floors by simply dragging the vertical line left/right.


THE IMPACT OF COLOUR

Light, dark or natural? The colour of the floor has a strong impact on how the room is perceived. A dark floor “swallows” a lot of light, but it also creates a sense of warmth and cosiness. A light wood floor reflects the light and adds space to the room.



White floors

Wood floors in shades of misty, cloudy white create an immediate sense of tranquillity in any interior. Our range includes floors featuring different designs, from 1-strip to 3-strip, with different surface treatments; from oiled to lacquered.



Grey floors

One of the latest trends in wood flooring is grey – from shades of driftwood to charcoal. Grey coloured floors are made to look like they have aged over the years, creating a unique and warm patina.



Light floors

Relaxed, yet refined, light wood floors create a perfect canvas for your furniture. They also add instant light to any interior. Our light floors come in a wide variety of shades, from floors with crisp, cool starkness, to warmer shades.




Brown floors

Nothing can create instant warmth quite like a brown wood floor. The rich, earthy tones of amber and tobacco create a perfect backdrop for both traditional and contemporary interiors.



Natural floors

A true classic, a natural oak wood floor will add a sense of warmth and natural beauty to your home. Depending on the design, they can be lively or calm, rustic or elegant.



Dark floors

Dark wood floors create a solid ground. They bring a sense of sophistication and richness to the interior.



WHITE FLOORS

Wood floors in shades of misty, cloudy white create an immediate sense of tranquillity in any interior. Our range includes floors featuring different designs, from 1-strip to 3-strip, with different surface treatments; from oiled to lacquered.

LACE



NOUVEAU BLONDE

WHITE FLOORS

- MATT LACQUER

● SILK MATT LACQUER

⊕ OIL

⊙ HIGH GLOSS LACQUER

○ ULTRA MATT LACQUER
- 🔪 BRUSHED

🔪 STAINED

🌀 SMOKED

🔪 SAW MARKS

🔪 HANDSCRAPED
- ⋄ BEVELLED EDGES

⋄ MICRO-BEVELLED EDGES

1, 2, 3 STRIP FLOORING ① ② ③



OAK SKY



OAK NOUVEAU SNOW



OAK VAPOR



OAK LIMESTONE



OAK PALAZZO BIANCO



OAK LOFT WHITE PLANK



OAK NOUVEAU BLONDE



OAK COCONUT CREAM WIDE



OAK VISTA



OAK CHALK



ASH CORAL



OAK LUCE



OAK BUCKINGHAM



OAK GHOST



This is a selection of the floors we offer. Please visit our website at kahrs.com or visit your local store to see all our products.



Our product lines are subject to ongoing change. Also, colour reproduction within the magazine cannot be guaranteed, due to limitations in print technology. We, therefore, recommend that you visit your local Kahrs retailer to ascertain a better representation of grain patterns and shades. The assortment might differ between markets. You can always go to www.kahrs.com to see your complete local assortment.



LIGHT FLOORS

Relaxed yet refined light wood floors create a perfect canvas for showing off your furniture and the design features of your home. They also add instant light to any interior. Our light floors come in a wide variety of colours, from stark light shades to warm tones.

WISDOM



PARIS



HERRINGBONE CC DIM WHITE



STRENGTH

Try these floors

in your own home. Simply scan this code to open Kährs Floor Planner where you can upload a picture of your home and browse around our broad range of floors to see how a certain floor looks in your home.



LIGHT FLOORS

- MATT LACQUER

☼ SILK MATT LACQUER

⊕ OIL

⊙ HIGH GLOSS LACQUER

○ ULTRA MATT LACQUER
- 🔪 BRUSHED

🔪 STAINED

🔪 SMOKED

🔪 SAW MARKS

🔪 HANDSCRAPED
- ⌞ BEVELLED EDGES

⌞ MICRO-BEVELLED EDGES

1, 2, 3 STRIP FLOORING ① ② ③



OAK VANILLA ● 🔪



OAK ESTORIL ⊕ 🔪 ⌞



OAK BRIGHTON ● 🔪



OAK PALLIDO ⊕ 🔪 ⌞



OAK NOUVEAU WHITE ● 🔪 ⌞



OAK FROSTED OAT ○ 🔪 ⌞



OAK GUSTAF ⊕ 🔪 ⌞



OAK KLINTA ⊕ 🔪 ⌞



OAK PARIS ○ 🔪 ⌞ | ⊕ 🔪 ⌞



HERRINGBONE WHITE OAK AB ⊕ 🔪 ⌞



HERRINGBONE WHITE OAK CD ⊕ 🔪 ⌞



HERRINGBONE DIM WHITE OAK AB ⊕ 🔪 ⌞



OAK WHOLE GRAIN WIDE ● 🔪 ⌞



OAK SORRENTO ● 🔪



OAK HORIZON ○ 🔪 ⌞



OAK URBAN BROWN PLANK ○ 🔪 ⌞



OAK MIST ○ 🔪 ⌞



OAK EGGSHELL ○ 🔪 ⌞



OAK NOUVEAU WHITE ● 🔪 ⌞

This is a selection of the floors we offer. Please visit our website at kahrs.com or visit your local store to see all our products.



Our product lines are subject to ongoing change. Also, colour reproduction within the magazine cannot be guaranteed, due to limitations in print technology. We, therefore, recommend that you visit your local Kahrs retailer to ascertain a better representation of grain patterns and shades. The assortment might differ between markets. You can always go to www.kahrs.com to see your complete local assortment.



NATURAL FLOORS

A true classic: a natural wood floor will add a sense of warmth and natural beauty to your home. Depending on the design, they can be lively or calm, rustic or elegant. Our wide selection includes different board sizes, surface treatments, and shades from light and airy to rich and golden.

DUBLIN



BURGUNDY

NATURAL FLOORS

- MATT LACQUER

● SILK MATT LACQUER

⊕ OIL

○ HIGH GLOSS LACQUER

○ ULTRA MATT LACQUER
- 🔪 BRUSHED

🔪 STAINED

🌀 SMOKED

🔪 SAW MARKS

🔪 HANDSCRAPED
- ⌞ BEVELLED EDGES

⌞ MICRO-BEVELLED EDGES

1, 2, 3 STRIP FLOORING ① ② ③



OAK STARNBERG



OAK PURE



OAK SIENA



OAK SCHÖNBRUNN



OAK HAMPSHIRE



HERRINGBONE STUDIO OAK CD



OAK BODA



PURE OAK WIDE



OAK FINNVEDEN



HERRINGBONE STUDIO OAK AB



OAK BURGUNDY



OAK SUN



OAK DUBLIN



OAK CORNWALL



OAK DAWN



OAK VERONA



OAK BISCOTTI



OAK VEDBO



OAK AURONZO

This is a selection of the floors we offer. Please visit our website at kahrs.com or visit your local store to see all our products.



Our product lines are subject to ongoing change. Also, colour reproduction within the magazine cannot be guaranteed, due to limitations in print technology. We, therefore, recommend that you visit your local Kährs retailer to ascertain a better representation of grain patterns and shades. The assortment might differ between markets. You can always go to www.kahrs.com to see your complete local assortment.



GREY FLOORS

One of the latest trends in wood flooring is grey – from shades of driftwood to charcoal. Grey coloured oak floors are made to look like they have aged over the years, creating a unique and warm patina. Our range includes many different designs and surface treatments.

NOUVEAU GRAY



















PRAGUE



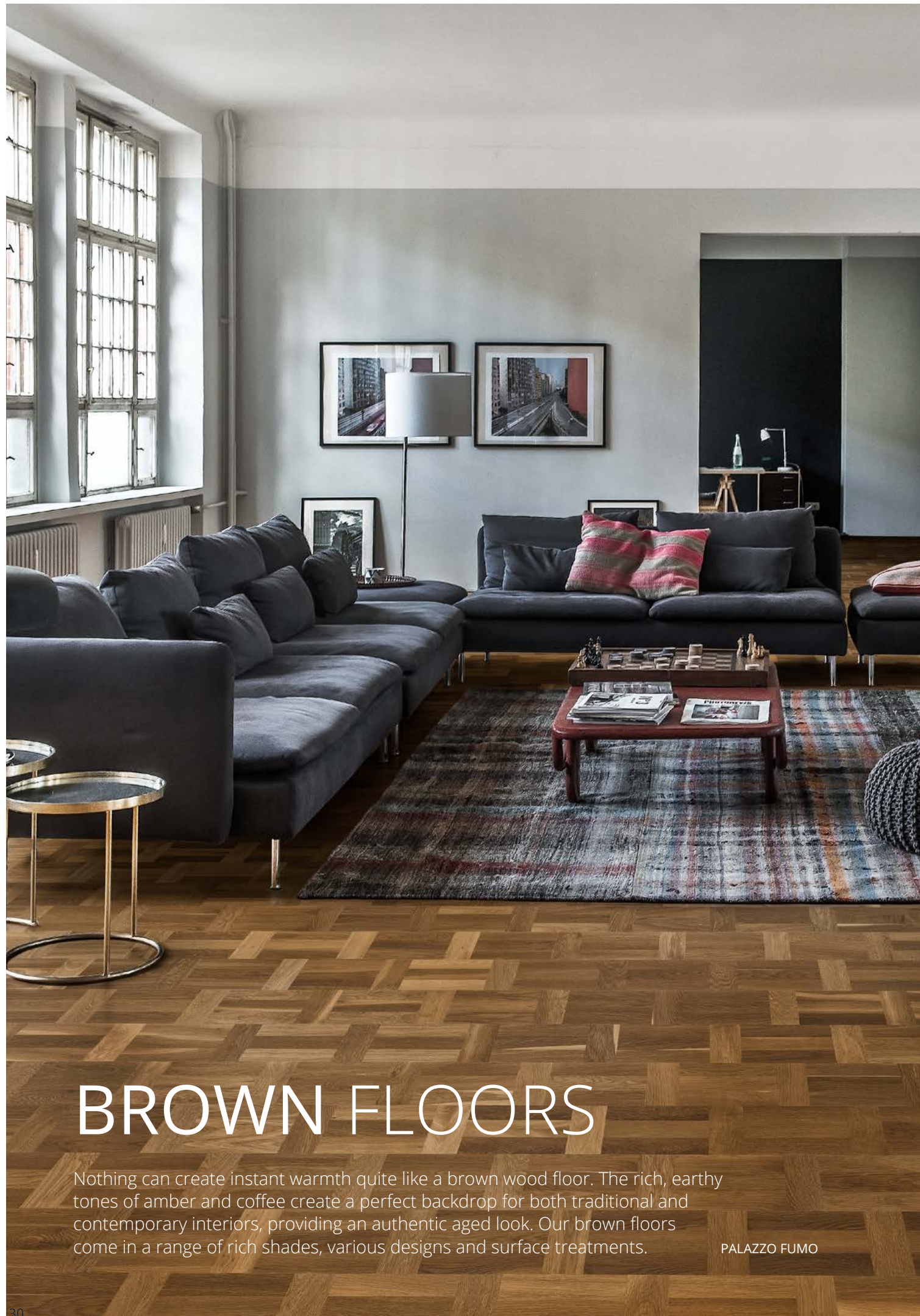
OAK BERLIN

GREY FLOORS

- MATT LACQUER
- SILK MATT LACQUER
- ⊕ OIL
- ⊙ HIGH GLOSS LACQUER
- ULTRA MATT LACQUER
- 🔪 BRUSHED
- 🔪 STAINED
- 🌀 SMOKED
- 🔪 SAW MARKS
- 🌀 HANDSCRAPED
- ⋄ BEVELLED EDGES
- ⋄ MICRO-BEVELLED EDGES
- 1, 2, 3 STRIP FLOORING ① ② ③

 <p>HERRINGBONE VINT OAK CD</p>	 <p>OAK PRAGUE</p>	 <p>OAK MÖRE</p>	 <p>EARL GREY</p>
 <p>OAK COAST</p>	 <p>OAK SHORE</p>	 <p>OAK TWILIGHT</p>	 <p>DRIFTWOOD</p>
 <p>OAK ECLIPSE</p>	 <p>OAK ALLOY</p>	 <p>OAK NOUVEAU GRAY</p>	 <p>PEARL GREY PLANK</p>
 <p>OAK BERLIN</p>	 <p>OAK CLAY</p>	 <p>OAK STURE</p>	<p>This is a selection of the floors we offer. Please visit our website at kahrs.com or visit your local store to see all our products.</p> 

Our product lines are subject to ongoing change. Also, colour reproduction within the magazine cannot be guaranteed, due to limitations in print technology. We, therefore, recommend that you visit your local Kahrs retailer to ascertain a better representation of grain patterns and shades. The assortment might differ between markets. You can always go to www.kahrs.com to see your complete local assortment.



BROWN FLOORS

Nothing can create instant warmth quite like a brown wood floor. The rich, earthy tones of amber and coffee create a perfect backdrop for both traditional and contemporary interiors, providing an authentic aged look. Our brown floors come in a range of rich shades, various designs and surface treatments.

PALAZZO FUMO



JOY



FREDRIK

BROWN FLOORS

- MATT LACQUER
- ✱ SILK MATT LACQUER
- ✱ OIL
- ⊙ HIGH GLOSS LACQUER
- ULTRA MATT LACQUER
- 🔪 BRUSHED
- 🔪 STAINED
- 🌀 SMOKED
- 🔪 SAW MARKS
- 🔪 HANDSCRAPED
- ⌞ BEVELLED EDGES
- ⌞ MICRO-BEVELLED EDGES
- 1, 2, 3 STRIP FLOORING ① ② ③



PALAZZO FUMO ● 🌀



OAK CHEVRON LIGHT BROWN ✱ 🔪 🌀 ⌞



HERRINGBONE SMOKED OAK CD ✱ 🔪 🌀 ⌞ 🪵



OAK BISBEE ● 🔪 ③



PURE WALNUT WIDE ● ⌞ ①



OAK NOUVEAU RICH ● 🔪 ⌞ ①



FROZEN HUZELNUT PLANK ○ 🔪 ⌞ ①



OAK FREDRIK ✱ 🔪 🌀 ⌞ ①



OAK TERRA ○ 🔪 🌀 ⌞ ①



OAK SEVEDE ✱ 🔪 🌀 ⌞ ①

Our product lines are subject to ongoing change. Also, colour reproduction within the magazine cannot be guaranteed, due to limitations in print technology. We, therefore, recommend that you visit your local Kahrs retailer to ascertain a better representation of grain patterns and shades. The assortment might differ between markets. You can always go to www.kahrs.com to see your complete local assortment.



DARK FLOORS

Dark wood floors create a solid base. They bring a sense of sophistication and richness to the interior. They never seem to go out of fashion; they are always trendy and in style. The contrast between dark wood floors and bright, light walls for many people epitomizes a sophisticated and upmarket style. Our dark floors come in many designs and surface treatments.

TVETA




TAWNY




DARK FLOORS

- MATT LACQUER
- SILK MATT LACQUER
- ✱ OIL
- HIGH GLOSS LACQUER
- ULTRA MATT LACQUER
- 🔪 BRUSHED
- 🔪 STAINED
- 🌀 SMOKED
- 🔪 SAW MARKS
- 🌀 HANDSCRAPED
- ⌞ BEVELLED EDGES
- ⌞ MICRO-BEVELLED EDGES
- 1, 2, 3 STRIP FLOORING ① ② ③




OAK TVETA

✱ 🔪 🌀 ⌞




OAK NOUVEAU TAWNY

● 🔪 ⌞




OAK COCOA BEAN WIDE

● 🔪 ⌞




OAK CHEVRON DARK BROWN

✱ 🔪 ⌞




OAK NOUVEAU BLACK

● 🔪 ⌞




CHARCOAL LIGHT

○ 🔪 ⌞



OAK UNICO


✱ 🔪 🌀 ⌞



OAK SPARUTO

✱ 🔪 🌀 ⌞

This is a selection of the floors we offer. Please visit our website at kahrs.com or visit your local store to see all our products.



Our product lines are subject to ongoing change. Also, colour reproduction within the magazine cannot be guaranteed, due to limitations in print technology. We, therefore, recommend that you visit your local Kahrs retailer to ascertain a better representation of grain patterns and shades. The assortment might differ between markets. You can always go to www.kahrs.com to see your complete local assortment.



URBAN BROWN PLANK



FROZEN HAZELNUT STRIP





PEARL GRAY PLANK

BEYOND RETRO COLLECTION

INSPIRED BY THE PAST DESIGNED FOR THE FUTURE

Kährs Beyond Retro is a unique collection of silky, soft muted colors. Based on natural colors we have developed six unique stains all with a warm, deep, silky, velvet and ultra-matt expression. The Retro style interior has a nostalgic feature which we wanted to be reflected in the color palette of this high design collection.



OAK LOFT WHITE

OAK FROSTED OAT

OAK URBAN BROWN

OAK FROZEN HAZELNUT

OAK PEARL GRAY

OAK CHARCOAL LIGHT

PLANK

STRIP



OAK SEED


KÄHRS GROUND COLLECTION

A NEW DESIGNED 3-STRIP COLLECTION

Inspired by natural colors found in nature. Ranging from white chalk to darker clay or seed and soil. A collection in harmony with nature and colors that will last.



OAK CLAY



OAK CHALK



ASH CORAL



ASH CORAL

OAK CHALK

OAK SAND

OAK SEED

OAK CLAY

KÄHRS LIFE

One of our latest additions to our assortment of wood floors is the Kährs Life Collection. Life is a new type of wood floor with extra-durable properties. It's made to withstand daily wear and tear, and it's even made to last in commercial use.

WHOLE GRAIN WIDE

EVERYDAY LIFE

Kährs Life is the wood floor that is easy to love but harder to damage. A matt lacquer of highest standard preserves the natural wood feeling and provides an outstanding performance. With best-in-class wear resistance and impact resistance, it is made to last through everyday life.



EASY RENOVATION

Life is perfect for renovation. It can be installed on top of existing floors (when the installation requirements are fulfilled). With a total thickness of only 7 mm, it fits easily with most existing thresholds and doors, saving you time and money when renovating. It's fast and easy to install with the Woodloc® 5G joint and it's easy to handle thanks to the light weight and manageable formats.



COMFORTABLE

A high-quality HDF core ensures Life stays stable through variations in indoor climate in terms of humidity and temperature. It can be installed with underfloor heating, by large windows and even close to a fireplace. A real wood floor for a real comfortable feeling, or as we like to say – a barefoot-friendly floor.



PURE WOOD

Life is made from the finest selection of oak or walnut, all featuring a calm grading. It is available in 8 stained oak alternatives and two natural choices; oak and walnut. We like to talk about Life as a wood floor that does not require sanding, thanks to its durable properties. We even offer a 15 years wear warranty.





LIFE COLORS
 Every color comes in three versions. 1-strip wide, 1-strip narrow and 2-strip





ODENVALD



OULANKA

KÄHRS LUXURY TILES WATERPROOF FLOORS

If you are looking for a durable floor outside of a wood material, we have our range of Luxury Vinyl Tiles.

Kährs Luxury Tiles is a range of floors designed to withstand any extra intense wear and tear that may appear in everyday life. They offer the beautiful and natural appearance of wood and stone while providing all the benefits regarding resilience and maintenance of modern flooring technology. The wide range of different designs and colours make it easy to find a floor that will match your individual interior style.


Not only are these floors attractive and durable, they also promote a good indoor environment as they are phthalate-free, impact sound reducing and are soft to walk – or play – on. Our Click format is easy to install, even on top of underfloor heating, and we also offer designs in dryback depending on your preference.



TAIGA



WHINFELL HERRINGBONE



SAHAM

Kährs Luxury Tiles feature a range of narrower and shorter boards specially designed for herringbone patterns. They come in eight beautiful wood designs, in colours ranging from light to dark.

Our Impression vinyl floors come in extra-large formats. Impression is our most lifelike collection of vinyl flooring. Registered embossing recreates knots and furrows with utmost accuracy, harmonising colour and texture for a true-to-nature product.

KÄHRS ESSENTIALS THE PERFECT MATCH

T-MOULDING

STAIR NOSE

FINISH PROFILE
AVAILABLE IN
ALUMINIUM

SKIRTING

SKIRTING

COVER STRIP
AVAILABLE IN ALUMINIUM

Kährs offers a complete flooring system where every detail – from the skirting to the wide range of installation and maintenance products – have been designed to enhance the beauty and strength of your floor.

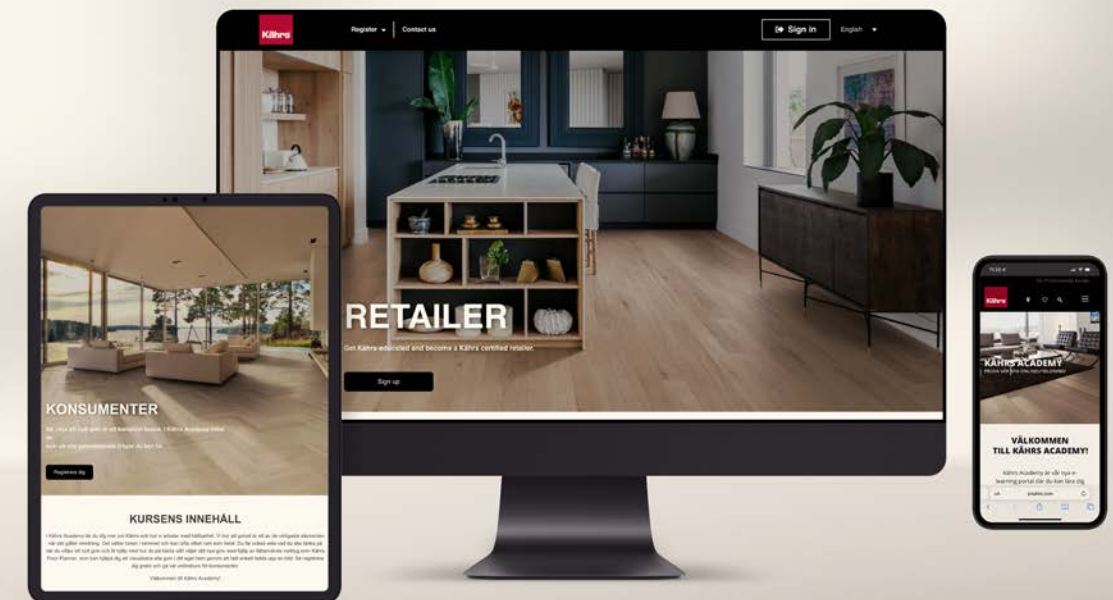
THE PERFECT FINISH

The smallest things often make the biggest difference. This is true of a Kährs floor, where the highest level of skill and craftsmanship goes into every detail, including the skirting boards and different types of mouldings.

CARE AND MAINTENANCE

Kährs' Care and Maintenance range cover all you need for daily care, as well as regular maintenance of the floor. It also includes products which can be used to repair a damaged floor.

KÄHRS ACADEMY



Kährs Academy is our new e-learning portal where you can learn more about Kährs, our floors and other products, what to think about when choosing a new floor, how we work with sustainability and much more.

Buying a new floor is a big decision and there are several parameters to take into account. We hope this can be a useful help to guide you in the process.



In Kährs Academy you will learn more about Kährs and how we work with sustainability. We believe that the floor is one of the most important elements when it comes to interior design. It sets the tone of the home and can lift any room.

You'll also find out what to consider when choosing a new floor and get help in how to best choose your new floor with the help of such easy-to-use tools as Kährs Floor Planner which can help you visualize any floor in your own home by simply uploading a picture. So sign up for free and take our online course for consumers.

It's 100% free and when you register we won't use your adress for marketing. Your emailadress is only used to create your account and nothing else

IT'S AS EASY AS 1, 2, 3:

1. Log-in via www.kahrsacademy.com
2. Initiate a chapter with informative & entertaining information.
3. A small test after each chapter

SO, WHERE TO START?

Step 1.

Start by choosing your floor.

There are several parameters to take into account, including design, surface treatment, and construction. If you need help, Kährs Academy can help you. For instant help online, go to: www.kahrsacademy.com

When it comes to choosing the colour and grading, Kährs Floor Planner is the perfect tool. Here you can simply upload a photo of your home and see how different floors would look in your home. Go to www.kahrsfloorplanner.com and try it out.



Step 2.

Choose skirting and mouldings that are colour matched to your wood floor for the perfect result. We offer matching skirting and mouldings to most of our wood floors.




SKIRTING

Our skirting comes in different formats, heights and colours, to perfectly match your wooden floor. Skirting adds the final touch and improves the perception of the entire room.

ELEGANCE WITH STAIR NOSES

With matching stair noses, the stairs will look perfect at every step. Elegance in every detail.



WHERE TWO FLOORS MEET

Wherever there is a joint between two floors, a moulding or a cover strip is needed. We have three different types for different joints: A cover strip is used when wood meets another hard surface, like stone. An L-moulding is used when wood meets textile or when wood lays towards sliding glass doors for example. A T-moulding is used where two wooden floors in the same height meet. Even cover strips and mouldings come in a variety of colours, matching our floors for a perfect result.

Step 3.

As with most things, prep work is important for a great result. This also applies to the installation of a new floor. We have a range of different underlays with different properties meeting different needs. Our Tuplex and Special underlay, for example, has outstanding acoustic properties.



Step 4.

With our Woodloc® locking system, it's easy to install our floors. With our installation kit, consisting of a variety of installation tools, you'll have everything you need for a beautiful and quick installation.



Step 5.

There is nothing like a newly installed wood floor. To ensure it stays beautiful, there are a few things to keep in mind: To maintain the surface treatment, we recommend regularly using our Satin Oil on oiled floors and Lacquer Refresher on lacquered floors. To clean your floors, use our Antimicrobial Kährs Cleaner. When cleaning with water, only use a small amount of water and make sure it dries within a minute.

Step 6.

Small damages to your wood floor can be repaired with our wood filler, which is easy to use and covers up scratches.



FLOORS BEYOND EXPECTATIONS

WWW.KAHR.S.COM